1

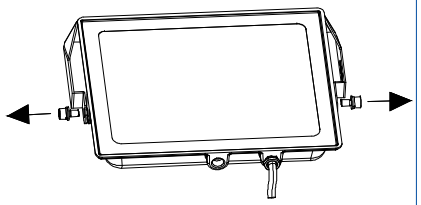

1、Loosen the bracket screws.

2

Note: Installation height shall be less than 5 meters .

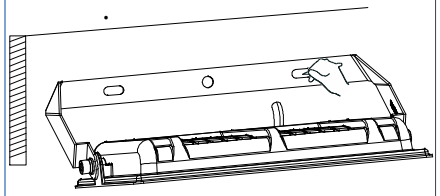

2、Determine the installation position.

3

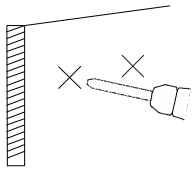

3、Drill holes on the building surface using a hammer drill.

4

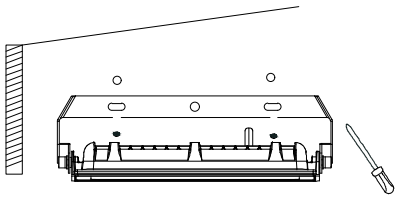

4、Secure the bracket with screws.

5



5、Connect the brown input wire to "L" (Live), the blue wire to "N" (Neutral),and the yellow-green wire to the ground. After wiring, insulation and waterproofing must be done with insulating tape and waterproof tape. The use of a professional waterproof junction box is recommended.